


Expectations for Virtual Learning and on Google Meet






What do I need to do for class?

- Come prepared to class as if you were in person.
- Dress for success and be ready to learn!
- Bring the materials that you need.
(Google classroom , paper and pencil)
- Go to your “learning space.”

How do I join my class on Google Meet?

- Use the link provided by your teacher in your Google Classroom.
- Please arrive on-time!

I have joined the class, now what do I do?

- To limit interruptions, let the other people near your “learning space” know that you are in a Google Meet class.
- Microphone 
 - Mute your microphone.
 - When you need to speak, unmute; and when finished, mute.
- Camera 
 - Your teachers will provide you with guidance about when to use your camera during the lesson.
 - **DO NOT video record or take pictures during your Google Meet classes.**
- Chat 
 - Let us know you are in class by typing your first and last name in the chat.

Can I use the chat feature during class?

- Yes, but we ask that you only post class-related questions and comments in the chat OR ask the question live using your microphone (it is not for personal comments).

Non negotiable items:

- Just like in school, we ask you not to use your cell phones during a lesson. If you have questions about this, please email us.
- If you are eating, be respectful.
- During synchronous learning, taking screenshots or recording videos are not permitted.
- Google profile pictures should be of your initials or a picture of yourself.